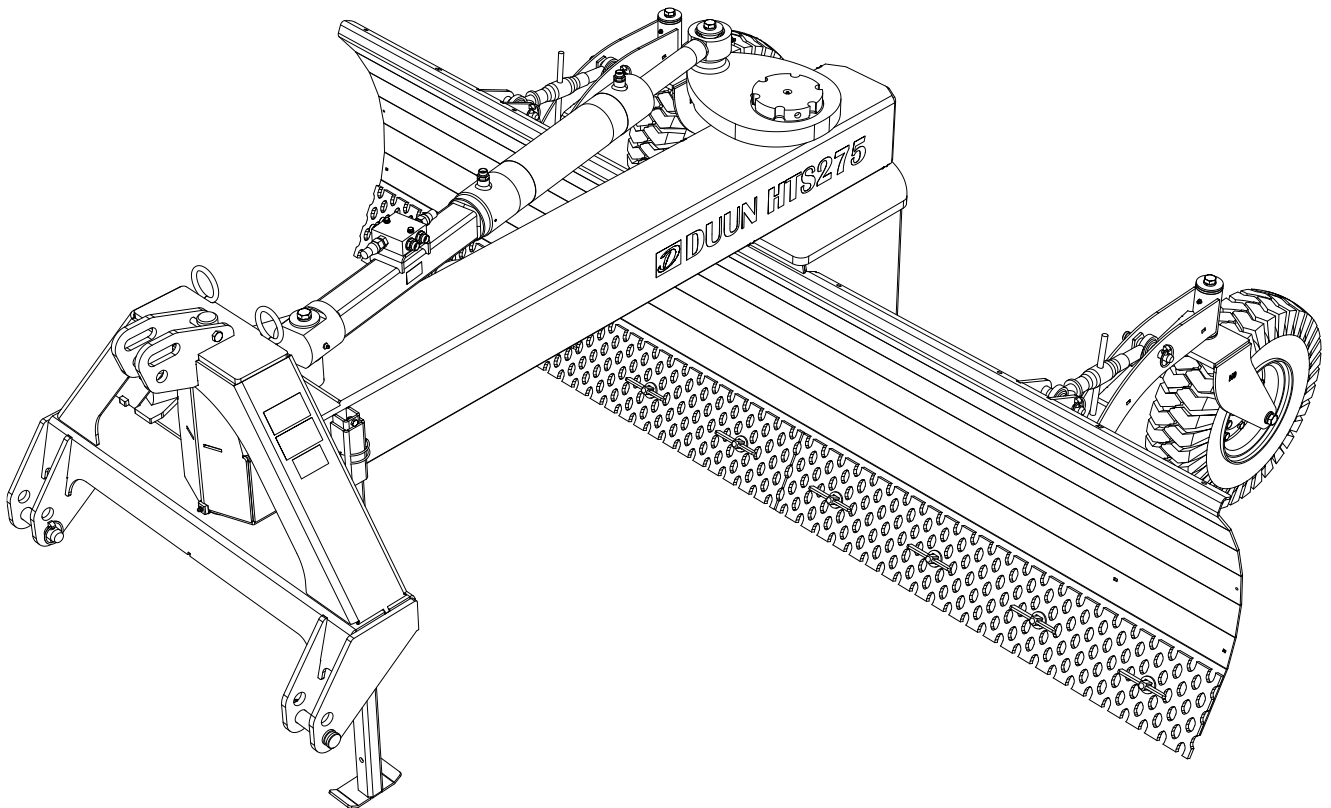


HTS275 Mk2 Instruction manual

Serial number: from HTS275-130001

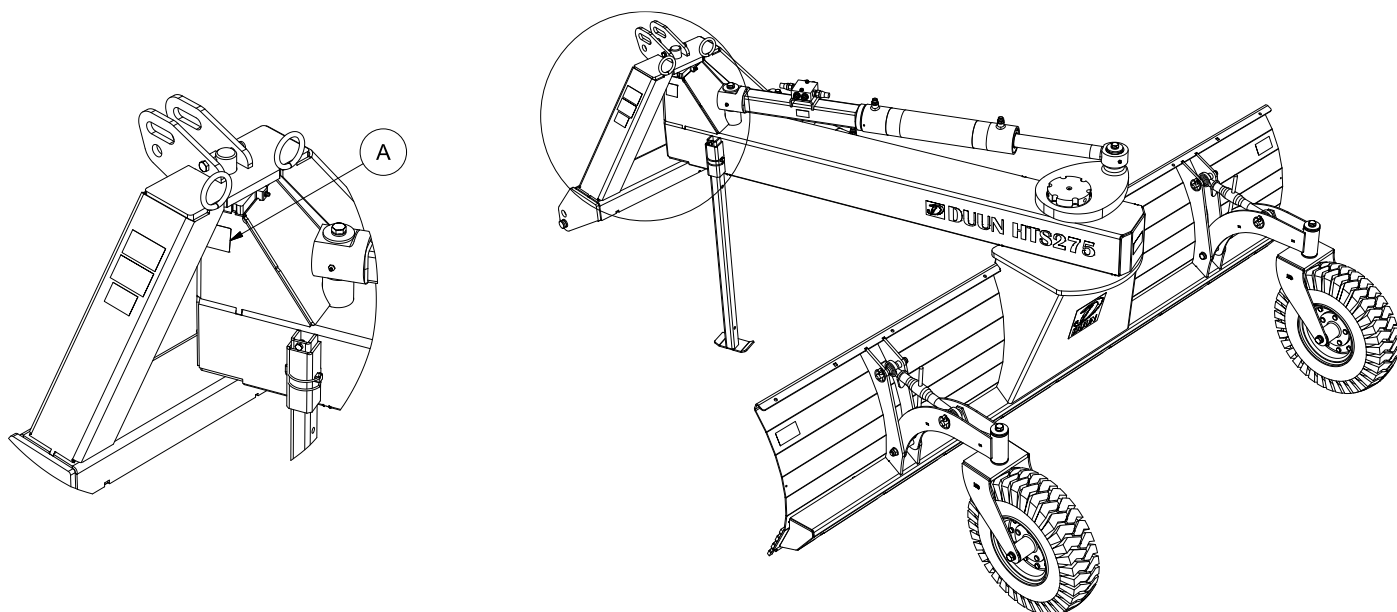


Congratulations on your Duun HTS275 Mk2 scraper blade.

All Duun tractor operated machines have been engineered and tested in close cooperation with representative users to produce functionally safe and user-friendly machines.

Please read this instruction manual before using the machine.

Good luck!



Machine identification

Serial number and manufacturer are indicated on badge (A)

Register serial number and delivery time as indicated.

Always specify serial number when requesting service for the machine.

The machine is CE-marked (B). This marking confirms that the machine has been manufactured in conformity with EU Directive Machinery.

Serial number

Time of delivery (month/year)

CONTENT


<u>MACHINE IDENTIFICATION</u>	<u>2</u>
<u>SAFETY</u>	<u>4</u>
<u>WARRANTY TERMS</u>	<u>6</u>
<u>TECHNICAL DATA</u>	<u>7</u>
<u>SERVICE AND MAINTENANCE</u>	<u>9</u>
<u>DECLARATION OF CONFORMITY</u>	<u>10</u>

Safety

All operators, mechanics and the owner must always work carefully with agricultural machinery. Read and observe safety instructions in this instruction manual.




Be particularly aware of warning signs with this symbol, it marks measures that must be carried out in order to avoid accidents. The symbol appears in the instruction manual and on warning signs on the machine.



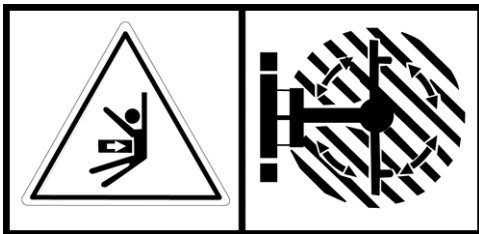
1. Instruction manual

All operators, mechanics and the owner must be well acquainted with the instruction in this instruction manual before the machine is taken into use.



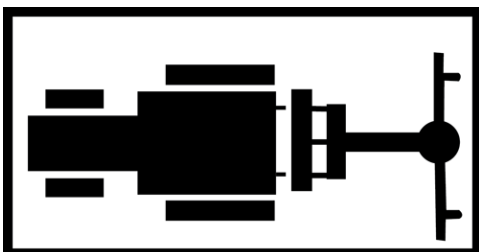
2. Safety of the surroundings

Be very careful when other people or animals are near the machine or tractor. Never start the machine when there are people or animals close to it, also never stand between the tractor wheels and the machine!




3. Risk of crushing during rotation

Make sure that nothing is in the range of the blades during the rotation!



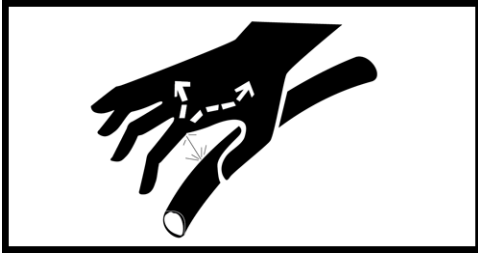
4. Tractor connection

Connection is made in a safe way. In case of automatic connection with triangular coupling or HVM, the hydraulic hoses are connected, and the support leg is placed in driving position before starting work. Connecting with drawbars, secure the drawbar connection with locking pins before hydraulic connection and support leg adjustment.



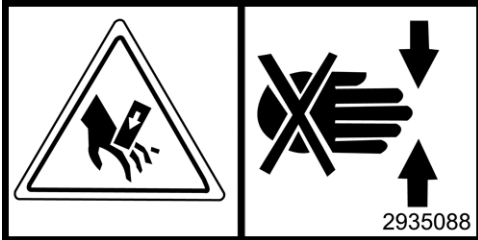
5. Safety

Always disconnect the tractor and hydraulic functions during repairs and maintenance.



6. Hydraulic high fluid pressure

Be careful when you work with hydraulics. Wear eye protection and gloves. Hydraulic oil under high pressure may penetrate the skin and cause serious infections. See a doctor if you have sustained an injury. Make sure no one is close by when performing hydraulic functions.




7. Risk of crushing at marked points

Pay special attention to clamping risk at points marked for this.




8. Clamping risk when adjusting

When adjusting the support wheels, make sure that you do not stand with your feet under the wear steel.




9. Safe transportation

During transportation, the blade's edge is placed approximately parallel to the direction of the road to avoid sticking out and damage oncoming traffic.



10. Safe transportation

Pay attention to the total length of the blade when driving/turning.



11. Safe driving

During heavy use, when the main blade itself moves to the side, it can affect the steering direction of the tractor. Adjust your speed to the conditions and be aware of this moment of risk.

Warranty terms

Duun HTS275 has 12 months guarantee against defects in materials and workmanship.

Parts that are not originally manufactured by Duun Industrier as, for example, wheels, hydraulic parts, etc. are subject to these suppliers' guarantees and terms.

In cases where a repair is considered to be covered by the guarantee, the representative must inform the supplier's representatives that the repair is intended executed based on the guarantee.

In this context, the following information must be recorded:

- Product name
- The product's serial no. (see the machine identification)
- Date of sale
- The product owner's address, telephone no.

In case of such a repair, the supplier is presented with a claim within 3 weeks after the repair date.

Replaced parts are to be kept until a decision has been made with reference to the claim and the replaced parts are to be forwarded to Duun Industrier as for assessment if so required.

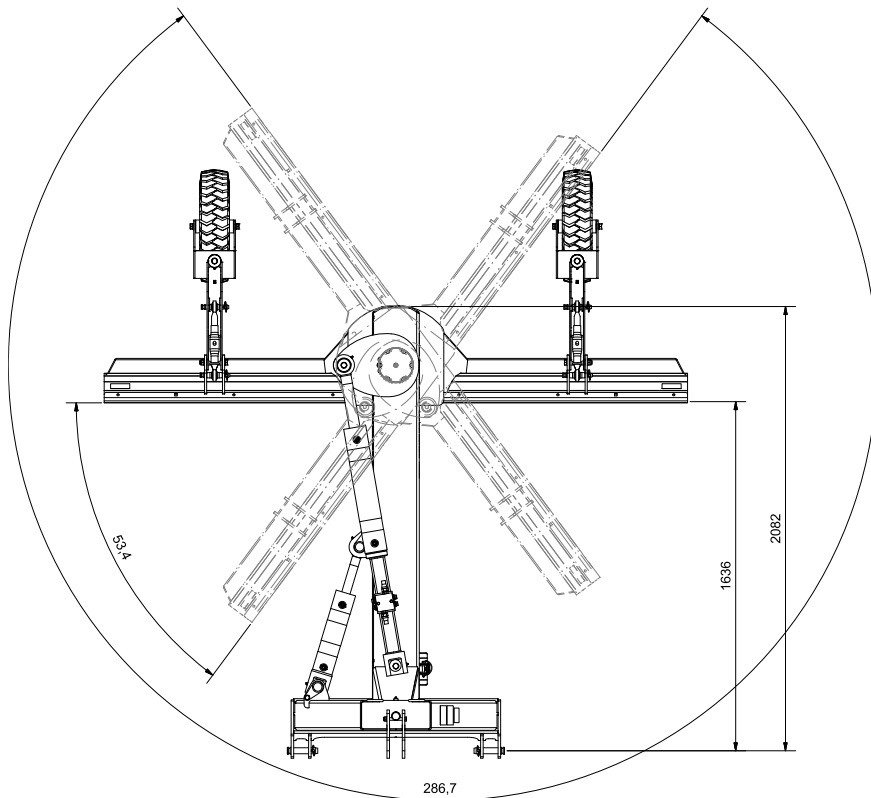
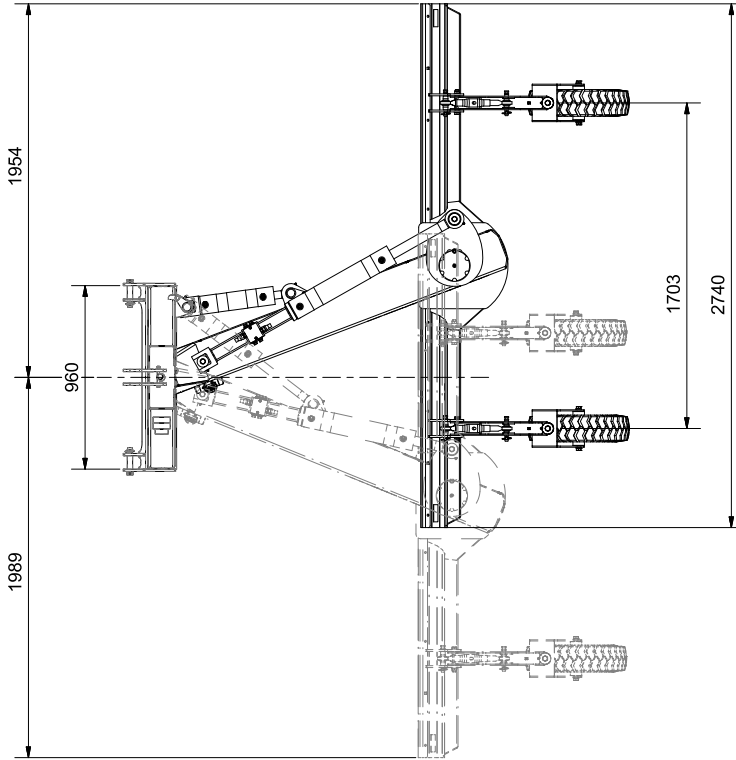
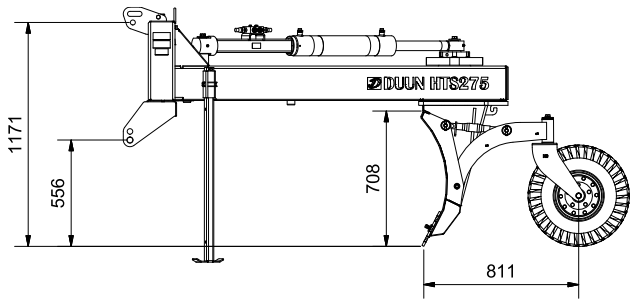
As the employment of the product is beyond our control, we may only guarantee the quality and do not accept liability for the product's general performance.

Duun Industrier as reserves the right to modify the design and specifications and/or make alterations and improvements without notification.

What is not included in the guarantee:

- The guarantee does not cover economic loss as a consequence of interruptions.
- The guarantee does not cover consequential loss due to defects.
- The guarantee does not cover defects or damage caused by misuse and uses that are not in accordance with the instruction manual's specifications and guidelines.

Technical data



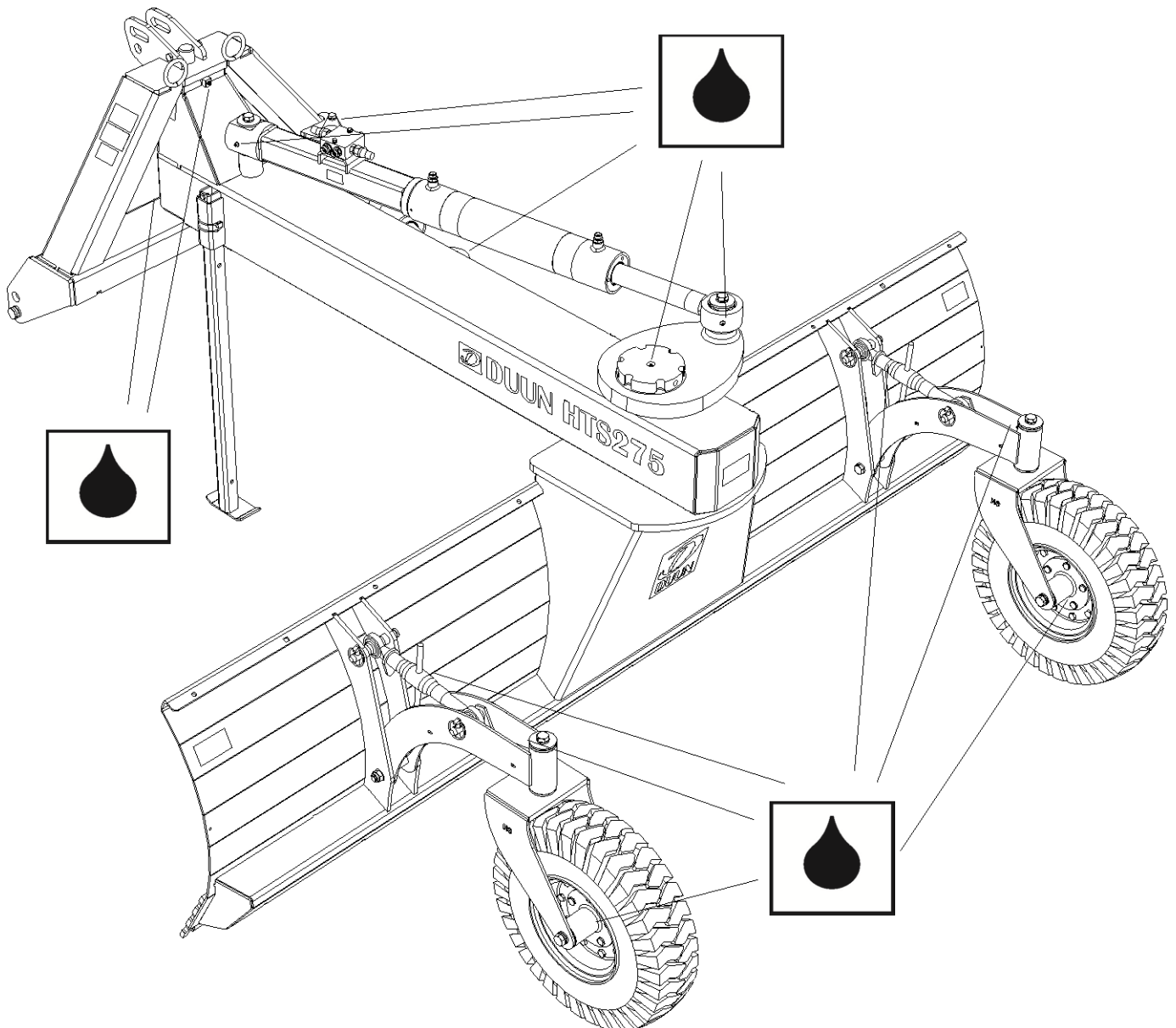
Weight 275	575 kg w/hydraulics and wheels
Height of the blade:	700 mm
Rotation of the main blade's edge	286 degrees
Total boom length	2120 mm
The main width of the blade	2750 mm
The maximum swing angle boom	25/20 degrees with hydraulics
Ther max. swing distance from center	2040/1920 mm with HTS275
Wheel dimension	5.00 x 8 6 - layer
Air pressure	Max 75 lbs or 525 kpa (5,2 bar)
Wheel dimension	6.00 x 9 10 - layer
Air pressure	Max 101,5 lbs or 700kpa (7 bar)
Wear steel HTS275	1 pcs. perforated width 1215cm 1 piece perforated width 1520cm
	Alternative
	1 pcs. 200x1215 plan - 2112228
	1 pcs. 200x1520 plan - 2112229
	1 pcs. 193X1215 Tooth - 2112232
	1 pcs. 193X1520 Tooth - 2112233

Service and maintenance

The hydraulic valves are set to 220 bar pressure. Changes to this are not permitted and any warranty liability is void in such a case.

After 5 hours of use - check all screw connections.

Check all lubrication points regularly and add if it is necessary



Declaration of conformity

Responsible person

Name: Karl Martin Eggen
Position: CEO
Company name: Duun Industrier as
Address: N-7630 Åsen
Norway
Telephone: +47 74 01 59 00

Person responsible for the technical documentation: Rolf Even Duun

Declares that the following machine: HTS275 Mk2 Scraper blade
Manufacturer: Duun Industrier as
Type: Duun Scraper blade HTS275 Mk2
is in accordance with:

Directive 2006/42/EC Machinery

Signed by:



Karl Martin Eggen

Åsen, 15.09.2020